

CAXTON FX

ISA CHAMPIONSHIP 2015 (Seniors)

Special Slalom

BISS Championships - Final Ranking




Rank	Bib.	Yr	Cat	Rank	Name	School	====	Run 1	Run 2	Time
++ Under 14 - Girls ++										
1	27	2002	U14	(1)	SCRANAGE-HARRISON Eleanor	Berkhamsted		* 13.23	13.42	13.23
2	2	2002	U14	(2)	DANIELS Daisi	Beech House		14.29	* 13.56	13.56
3	51	2002	U14	(3)	STEVENS Lilyella	NLCS A		* 15.34	15.92	15.34
4	36	2003	U14	(4)	STOCKER Anastacia	Ballard Sch.		* 15.41	15.61	15.41
5	75	2003	U14	(5)	MALUGIN Anastasia	NLCS B		* 16.47	16.59	16.47
6	23	2002	U14	(6)	NIGHTINGALE Jessica	Frances Bardsley Academy		16.96	* 16.86	16.86
7	80	2003	U14	(7)	MALLIN Lara	NLCS B		18.19	* 17.14	17.14
8	39	2002	U14	(8)	POURGHAIURI Elena	NLCS A		20.66	* 19.39	19.39
9	86	2002	U14	(9)	LYONS Amelia	Thorpe Hall C		20.54	* 19.51	19.51
10	92	2002	U14	(10)	LODGE Claudia	Thorpe Hall D		* 20.01	49.15	20.01
11	73	2002	U14	(11)	DIXON Amy	Thorpe Hall B		24.15	* 22.57	22.57

++ Under 14 - Boys ++										
1	28	2003	U14	(1)	LUTTERLOCH Ed	Salesian College A		14.19	* 13.51	13.51
2	53	2003	U14	(2)	NEWTON Charlie	Berkhamsted		13.64	* 13.58	13.58
3	8	2003	U14	(3)	THOMPSON Joseph	All Saints' Lessingham		14.19	* 13.63	13.63
4	24	2003	U14	(4)	TUBBS Charlie	Harewood College		* 13.92	14.07	13.92
5	83	2002	U14	(5)	BROWN Finlay	Salesian College C		16.40	* 15.99	15.99
6	38	2003	U14	(6)	VINCENT Ben	Broadstone Middle Sch.		16.61	* 16.19	16.19
7	18	2003	U14	(7)	OAKES Owen	Broadstone Middle Sch.		17.27	* 16.34	16.34
8	41	2003	U14	(8)	KAPADIA Alexander	Berkhamsted		16.55	* 16.49	16.49
9	9	2002	U14	(9)	CROKER Oliver	Poole Grammar Sch.		* 16.80		16.80
10	63	2003	U14	(10)	TURNER Oliver	Salesian College B		19.16	* 17.55	17.55
11	56	2003	U14	(11)	BINNS Charles	Dwight Sch. London A		* 17.72	17.85	17.72
12	43	2002	U14	(12)	ELVEN Jayden	Egerton Rothesay A		* 18.15	18.57	18.15
13	45	2004	U14	(13)	MOODY Max	Thorpe Hall A		18.49	* 18.16	18.16
14	70	2003	U14	(14)	HATCHETT Kieran	Salesian College B		18.86	* 18.27	18.27
15	49	2003	U14	(15)	ADAMSON George	Rookwood A		18.87	* 18.29	18.29
16	3	2002	U14	(16)	DAVIES Johnny	Egerton Rothesay A		20.19	* 18.61	18.61
17	72	2002	U14	(17)	ROSALES MARION Teo	Dwight Sch. London B		19.13	* 18.66	18.66
18	29	2002	U14	(18)	HAWKINS Tom	Egerton Rothesay A		19.76	* 19.31	19.31
19	66	2003	U14	(19)	THORN Artie	Thorpe Hall B		* 22.66		22.66
20	7	2003	U14	(20)	ELMORE Charlie	Thorpe Hall A		* 24.66		24.66




Rank	Bib.	Yr	Cat	Rank	Name	School	====	Run 1	Run 2	Time
------	------	----	-----	------	------	--------	------	-------	-------	------




Did Not Start - Run 1 (1)

	84	2003	U14		ALTHASEN Elliot	Thorpe Hall C				
--	----	------	-----	--	-----------------	---------------	---	--	--	--

Did Not Start - Run 2 (1)

	84	2003	U14		ALTHASEN Elliot	Thorpe Hall C				
--	----	------	-----	--	-----------------	---------------	---	--	--	--


Disqualified - Run 2 (3)

	7	2003	U14		ELMORE Charlie	Thorpe Hall A		* 24.66		
	9	2002	U14		CROKER Oliver	Poole Grammar Sch.		* 16.80		
	66	2003	U14		THORN Artie	Thorpe Hall B		* 22.66		


++ Under 16 - Girls ++

1	11	2001	U16	(1)	HAWKINS Danielle	Gillotts Sch.		14.16	* 13.90	13.90
2	34	2001	U16	(2)	HAWKINS Zara	Gillotts Sch.		14.30	* 13.96	13.96
3	15	2001	U16	(3)	STOCKER Natasha	Ballard Sch.		14.81	* 14.23	14.23
4	19	2000	U16	(4)	STEVENS Ancey	NLCS A		* 14.35	14.38	14.35
5	47	2001	U16	(5)	HAWKINS Lily	Gillotts Sch.		14.91	* 14.72	14.72
6	40	2000	U16	(6)	LAWRIE Emily	The Dixie Grammar Sch. A		18.43	* 17.79	17.79
7	61	2000	U16	(7)	WESTMAN Greta	NLCS B		19.60	* 18.59	18.59
8	4	2000	U16	(8)	SLATER Alicia	Moyles Court		21.26	* 19.09	19.09
9	62	2001	U16	(9)	BODDY Alice	The Dixie Grammar Sch. A		20.14	* 19.63	19.63
10	74	2000	U16	(10)	KING Charlotte	Rookwood B		21.34	* 20.15	20.15
11	20	2000	U16	(11)	HEMSWORTH Amy	The Dixie Grammar Sch. A		22.11	* 20.42	20.42
12	91	2000	U16	(12)	REID Olivia	Thorpe Hall D		23.07	* 20.53	20.53
13	82	2000	U16	(13)	COLLERAN Lucy	Thorpe Hall C		23.05	* 22.40	22.40













Did Not Start - Run 1 (1)











	14	2000	U16		SHERING Nicole	The Burgate Sch.				
--	----	------	-----	--	----------------	------------------	---	--	--	--

Did Not Start - Run 2 (1)



	14	2000	U16		SHERING Nicole	The Burgate Sch.				
--	----	------	-----	--	----------------	------------------	---	--	--	--

++ Under 16 - Boys ++

1	26	2001	U16	(1)	APPLETON Byron	The Cavendish Sch.		12.67	* 12.24	12.24
2	69	2000	U16	(2)	NEWTON William	Berkhamsted		* 12.92	13.21	12.92
3	21	2001	U16	(3)	WILLIAMS-GRAVENER David	Ashford Sch.		* 13.23	13.52	13.23
4	25	2001	U16	(4)	HUMPHREYS Charlie	Forres Sande Manor Sch.		13.85	* 13.49	13.49
5	60	2000	U16	(5)	MLILER-HASTINGS Frankie	Dover Grammar Sch.		* 13.53	19.37	13.53
6	10	2001	U16	(6)	LEE Barnaby	The Hall Sch.		* 13.65	13.72	13.65
7	6	2000	U16	(7)	TARGETT Jason	Toynbee Sch.		14.21	* 13.77	13.77
8	58	2001	U16	(8)	TRUST Alexander	Gillotts Sch.		* 14.46	17.97	14.46
9	1	2000	U16	(9)	TURNER Oliver	Salesian College A		23.22	* 14.82	14.82
10	16	2000	U16	(10)	WOODS Matthew	Dover Grammar Sch.		* 15.01	15.23	15.01
11	12	2001	U16	(11)	OAKES Bailey	Corfe Hills Sch.			* 15.18	15.18
12	76	2000	U16	(12)	SHARMAN Dom	Salesian College B		17.06	* 15.84	15.84

Rank	Bib.	Yr	Cat	Rank	Name	School	====	Run 1	Run 2	Time
13	50	2000	U16	(13)	PROCTOR Guy	Dover Grammar Sch.		16.62	* 16.27	16.27
14	87	2001	U16	(14)	RAHO Ben	Salesian College C		17.48	* 16.63	16.63
15	42	2000	U16	(15)	BARRET Oscar	Salesian College A		17.54	* 16.67	16.67
16	46	2001	U16	(16)	WEBSTER William	The Hall Sch.		17.00	* 16.69	16.69
17	32	2000	U16	(17)	TROPPER Max	Thorpe Hall A		21.07	* 19.07	19.07
18	31	2000	U16	(18)	MODIANO Oliver	Dwight Sch. London A		19.57	* 19.14	19.14
19	71	2000	U16	(19)	ARMYTAGE Robin	Egerton Rothesay B		20.22	* 19.51	19.51
20	79	2001	U16	(20)	HOLLOWAY Morgan	Rookwood B		20.37	* 19.83	19.83
21	65	2000	U16	(21)	PRICHARD-LEVY Luca	Dwight Sch. London B		20.89	* 20.54	20.54
22	52	2000	U16	(22)	MCCALL Mark	The Dixie Grammar Sch. A		26.05	* 23.12	23.12

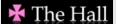

Did Not Start - Run 1 (2)

33	2001	U16		JOSSERAND Ewan	The Hall Sch.				
55	2000	U16		O'BRIEN Connor	Egerton Rothesay A				




Disqualified - Run 1 (1)

12	2001	U16		OAKES Bailey	Corfe Hills Sch.			* 15.18	
----	------	-----	--	--------------	------------------	---	--	---------	--


Did Not Start - Run 2 (2)

33	2001	U16		JOSSERAND Ewan	The Hall Sch.				
55	2000	U16		O'BRIEN Connor	Egerton Rothesay A				










++ Under 18 - Girls ++

1	22	1999	U18	(1)	TUBBS Jessica	Avonbourne College			* 15.17	15.17
2	90	1999	U18	(2)	TOMKYS Holly	Thorpe Hall D		19.74	* 18.58	18.58
3	59	1999	U18	(3)	BRAZIER Edith	Rookwood B		23.32	* 20.94	20.94
4	67	1998	U18	(4)	PATRICK Eleanor	Rookwood B		24.77	* 24.26	24.26

Did Not Finish - Run 1 (1)

22	1999	U18		TUBBS Jessica	Avonbourne College			* 15.17	
----	------	-----	--	---------------	--------------------	---	--	---------	--

++ Under 18 - Boys ++


1	48	1998	U18	(1)	WILLIAMS Joe	Rookwood A		* 16.61		16.61
2	13	1999	U18	(2)	MOSS Kieran	Rookwood A		17.49	* 16.77	16.77
3	37	1998	U18	(3)	BRYANT James	Dover Grammar Sch.		17.89	* 16.79	16.79
4	30	1998	U18	(4)	BEZANILLA Miguel	Moyles Court		17.81	* 17.15	17.15
5	57	1999	U18	(5)	REMBLANCE Henry	Thorpe Hall B		18.89	* 17.63	17.63
6	35	1998	U18	(6)	HOLLOWAY Ethan	Rookwood A		19.36	* 18.02	18.02
7	44	1999	U18	(7)	MYERS Gabriel	Dwight Sch. London B		19.82	* 18.49	18.49
8	78	1999	U18	(8)	MORTON STEER Rhys	Thorpe Hall B		20.91	* 19.06	19.06
9	88	1999	U18	(9)	ELMORE Edward	Thorpe Hall D		20.33	* 19.17	19.17
10	68	1999	U18	(10)	WALTERS Matthew	The Dixie Grammar Sch.			* 19.46	19.46
11	5	1999	U18	(11)	MILEY Keir James	Dwight Sch. London A		* 19.59		19.59
12	64	1999	U18	(12)	HURLEY Tom	Egerton Rothesay B		20.63	* 20.56	20.56

Rank	Bib.	Yr	Cat	Rank	Name	School	====	Run 1	Run 2	Time
------	------	----	-----	------	------	--------	------	-------	-------	------

Did Not Start - Run 1 (1)

	17	1999	U18		DAVIES Finlay	Danetre Secondary Sch.				
--	----	------	-----	--	----------------------	------------------------	---	--	--	--



Disqualified - Run 1 (1)

	68	1999	U18		WALTERS Matthew	The Dixie Grammar Sch.			* 19.46	
--	----	------	-----	--	------------------------	------------------------	---	--	---------	--

Did Not Start - Run 2 (1)

	17	1999	U18		DAVIES Finlay	Danetre Secondary Sch.				
--	----	------	-----	--	----------------------	------------------------	---	--	--	--

Disqualified - Run 2 (2)

	5	1999	U18		MILEY Keir James	Dwight Sch. London A			* 19.59	
	48	1998	U18		WILLIAMS Joe	Rookwood A			* 16.61	

++ Under 21 - Ladies ++

1	85	1997	U21	(1)	BALL Lydia	Salesian College C		17.22	* 16.92	16.92
----------	----	------	-----	-----	-------------------	--------------------	---	-------	---------	--------------

++ Under 21 - Men ++

1	54	1997	U21	(1)	PARLE Jonathan	Salesian College A		15.68	* 15.30	15.30
2	81	1996	U21	(2)	WILSON Matt	Salesian College B		16.77	* 16.03	16.03
3	89	1997	U21	(3)	LEE-EMERY Ed	Salesian College C		20.41	* 18.64	18.64
4	77	1997	U21	(4)	HYDE-COPPOCK Jamie	Egerton Rothesay B		22.68	* 22.24	22.24