

BISS Indoor Ski Championships 2016

=== JUNIORS ===

Special Slalom

BISS Ski Championships 2016 - Final Ranking

Rank	Bib.	Yr	Cat	Rank	Name	Team	====	Run 1	Run 2	Time
------	------	----	-----	------	------	------	------	-------	-------	------

++ Under 08 - Girls ++

1	28	2009	U08	(1)	SADLER Isabel	Compton All Saints Primary A		* 16.45	16.82	16.45
2	27	2009	U08	(2)	BOND Alice	Malvern St James A		* 19.23	19.78	19.23
3	88	2009	U08	(3)	HARTLEY-WHILEY Sophie	The Grove Sch. MK A			* 20.16	20.16

Did Not Start - Run 1 (1)

	143	2009	U08		MERRITT Eleanor	Dolphin Sch. Hurst C				
--	-----	------	-----	--	-----------------	----------------------	---	--	--	--

Disqualified - Run 1 (1)

	88	2009	U08		HARTLEY-WHILEY Sophie	The Grove Sch. MK A				Gate 10
--	----	------	-----	--	-----------------------	---------------------	---	--	--	---------


Did Not Start - Run 2 (1)

	143	2009	U08		MERRITT Eleanor	Dolphin Sch. Hurst C				
--	-----	------	-----	--	-----------------	----------------------	---	--	--	--

++ Under 08 - Boys ++

1	7	2009	U08	(1)	PARKES Johnny	Chigwell Sch.		* 15.85	15.96	15.85
2	83	2009	U08	(2)	BLACKWELL Jasper	Kirkstone House Sch.		* 17.92	18.14	17.92
3	91	2009	U08	(3)	JACKSON William	Longacre Sch. A		22.53	* 21.54	21.54
4	140	2009	U08	(4)	HOFSTROM Carl	The Hall Sch. C		23.28	* 21.83	21.83
5	100	2009	U08	(5)	CULLINANE Arthur	The Hall Sch. B		* 22.36		22.36














Did Not Finish - Run 2 (1)

	100	2009	U08		CULLINANE Arthur	The Hall Sch. B				
--	-----	------	-----	--	------------------	-----------------	---	--	--	--


++ Under 10 - Girls ++

1	61	2007	U10	(1)	PUTMAN Daisy	Broadstone Middle Sch. A		* 14.51		14.51
2	55	2007	U10	(2)	DANIEL Momo	SHHS A		* 16.27	17.38	16.27
3	41	2008	U10	(3)	RENDELL Maisie	Ringwood Junior Sch. A		* 16.79	16.88	16.79
4	50	2007	U10	(4)	FARROW Isla	Dolphin Sch. Hurst A		17.27	18.09	17.27
5	33	2008	U10	(5)	VIMPANY Ellie	Baden Powell and St Peters Jun		17.55	* 17.53	17.53
6	25	2008	U10	(6)	DRISCOLL Phoebe	St Martins Sch.		19.55	* 18.22	18.22
7	53	2007	U10	(7)	BOND Martha	Malvern St James A		* 18.30	18.87	18.30
8	78	2008	U10	(8)	WHITMORE Alice	SHHS A		* 18.42	19.87	18.42

BISS Indoor Ski Championships 2016
=== JUNIORS ===
Special Slalom
BISS Ski Championships 2016 - Final Ranking

Rank	Bib.	Yr	Cat	Rank	Name	Team	====	Run 1	Run 2	Time
9	104	2008	U10	(9)	MILLER Alexandra	St Teresas B		20.86	* 18.74	18.74
10	65	2008	U10	(10)	SMITH Jessica	Ringwood Junior Sch. A		* 19.33	19.87	19.33
11	67	2008	U10	(11)	PEARCE Sophy	The Grove Sch. MK A		* 19.54	19.96	19.54
12	137	2008	U10	(12)	WETTACH Victoria	SHHS B		* 19.78	20.00	19.78
13	85	2007	U10	(13)	WEATHERALL-GREEN Lola	Lambrook Sch. A		20.02	* 19.98	19.98
14	150	2008	U10	(14)	RYNEHART Maia	SHHS C		20.51	* 20.35	20.35
15	124	2007	U10	(15)	FREEMAN Josephine	St Teresas B		21.13	* 20.49	20.49
16	163	2008	U10	(16)	HENDRICKSON Alina	SHHS D		21.17	* 20.80	20.80
17	164	2008	U10	(17)	LAIGHT Kaja	SHHS D		* 20.81		20.81
18	165	2007	U10	(18)	BLOOM Natasha	SHHS D		21.20	* 20.90	20.90
19	114	2007	U10	(19)	JELFS Elizabeth	St Teresas B		22.21	* 21.15	21.15
20	149	2008	U10	(20)	PINDORIA Elise	Dolphin Sch. Hurst C		27.45	* 24.58	24.58
21	160	2007	U10	(21)	MERRITT Caitlin	Dolphin Sch. Hurst C		29.78	38.24	29.78


Did Not Start - Run 1 (1)

162	2007	U10		HENSHAW Natasha	SHHS D				
-----	------	-----	--	-----------------	--------	---	--	--	--


Disqualified - Run 1 (3)

61	2007	U10		PUTMAN Daisy	Broadstone Middle Sch. A				Gate 9
103	2008	U10		ALDER Alice	The Grove Sch. MK				Gate 3
118	2008	U10		BURGL Clara	SHHS B				Gate 4

Did Not Start - Run 2 (1)

162	2007	U10		HENSHAW Natasha	SHHS D				
-----	------	-----	--	-----------------	--------	---	--	--	--









Disqualified - Run 2 (3)

103	2008	U10		ALDER Alice	The Grove Sch. MK				Gate 7
118	2008	U10		BURGL Clara	SHHS B				Gate 8
164	2008	U10		LAIGHT Kaja	SHHS D				Gate 7


++ Under 10 - Boys ++

1	77	2008	U10	(1)	PARKER Alfie	St Pauls C of E		13.70	* 13.64	13.64
2	70	2007	U10	(2)	CORNICK Adam	Eltham A		* 15.23	16.01	15.23
3	4	2007	U10	(3)	PIETRZAK Max	New Hall Sch.		* 15.41	17.04	15.41
4	48	2008	U10	(4)	BUTLER Matthew	Longacre Sch. A		* 15.48	15.84	15.48
5	51	2008	U10	(5)	DUCKETT Ramone	St Martins Sch.			* 15.54	15.54
6	72	2007	U10	(6)	FIGNA Riccardo	Rokeby A		16.39	* 15.65	15.65
7	37	2007	U10	(7)	CROOK Preston	Broadstone Middle Sch. A		27.13	* 15.87	15.87
8	10	2007	U10	(8)	DUCKENFIELD Jack	Beechwood Park Sch. A		15.92	* 15.88	15.88
9	35	2007	U10	(9)	MARLOW Archie	The Hall Sch. A		* 16.47	17.38	16.47
10	17	2007	U10	(10)	LORENZ Henry Otto	The Grove Sch. MK A		* 16.73	17.88	16.73
11	5	2007	U10	(11)	SZERKOWSKI Kai	The Hall Sch. A		* 16.96	17.12	16.96
12	86	2007	U10	(12)	MANN Ralph	Orwell Park Sch. A		17.25	* 17.09	17.09
13	16	2008	U10	(13)	KINGSLEY Sam	Woodlands Hutton Manor		* 17.19	22.64	17.19
14	125	2008	U10	(14)	BIDWELL Fred	Eltham B		17.74	* 17.46	17.46
15	43	2008	U10	(15)	KINGSLEY Max	Woodlands Hutton Manor		17.92	* 17.62	17.62
16	38	2008	U10	(16)	WESTENHOLZ-SMITH Ben	Beechwood Park Sch. A		18.04	* 17.69	17.69
17	14	2007	U10	(17)	SMITH Callum	Ringwood Junior Sch. A		19.46	* 18.17	18.17

BISS Indoor Ski Championships 2016
=== JUNIORS ===
Special Slalom
BISS Ski Championships 2016 - Final Ranking









































Rank	Bib.	Yr	Cat	Rank	Name	Team	====	Run 1	Run 2	Time
18	121	2007	U10	(18)	MATHUR Aaman	The Hall Sch. B	 *	18.68	19.21	18.68
19	135	2007	U10	(19)	DAVIES William	Rokeby B	 *	19.47	19.51	19.47
20	107	2008	U10	(20)	CHARLEY Ethan	Dolphin Sch. Hurst B	 *	20.22	19.97	19.97
21	154	2008	U10	(21)	MILES Jonathan	Rokeby C	 *	20.17	20.57	20.17
22	116	2007	U10	(22)	LLOYD Theo	Rokeby B	 *	29.04	20.37	20.37
23	155	2007	U10	(23)	PINDORIA Leo	Dolphin Sch. Hurst C	 *	1:22.96	20.38	20.38
24	159	2008	U10	(24)	ZWEIMUELLER Jamie	Rokeby C	 *	20.74	21.40	20.74
25	76	2007	U10	(25)	PERCY Daniel	Compton All Saints Primary A	 *	22.06	22.60	22.06
26	153	2007	U10	(26)	KAY Thomas	Eltham C	 *	23.70	22.63	22.63
27	146	2008	U10	(27)	BITRAN Joshua	The Hall Sch. C	 *	24.11	23.25	23.25

Disqualified - Run 1 (1)



	51	2008	U10		DUCKETT Ramone	St Martins Sch.				Gate 8
--	----	------	-----	--	-----------------------	-----------------	---	--	--	--------

++ Under 12 - Girls ++


1	22	2005	U12	(1)	PARKER Abbie	Kings Langely Sch.		12.66	12.54	12.54
2	21	2006	U12	(2)	BUTLER Molly	Longacre Sch. A		13.33	12.97	12.97
3	60	2006	U12	(3)	BLACKWELL Lucy	Kirkstone House Sch.		13.42	22.96	13.42
4	40	2005	U12	(4)	MANN Madeleine	Orwell Park Sch. A		13.90	13.54	13.54
5	1	2006	U12	(5)	TOMKINSON Isabella	Baden Powell and St Peters Jun		13.82	13.99	13.82
6	8	2006	U12	(6)	PUTMAN Abigail	Broadstone Middle Sch. A		14.33	14.13	14.13
7	9	2005	U12	(7)	VIMPANY Iara	Magna Academy		15.26	15.05	15.05
8	66	2006	U12	(8)	VERE-LAURIE Isabel	Wellow House A		15.06	15.27	15.06
9	87	2006	U12	(9)	GERMANY Emma	Wellow House A		16.21	15.57	15.57
10	30	2006	U12	(10)	FAIRFULL Maddy	SHHS A		15.62	15.91	15.62
11	12	2006	U12	(11)	GREENHALGH Holly	Harnham Junior Sch.		16.46	16.76	16.46
12	113	2005	U12	(12)	EVANS Isabella	Lambrook Sch. B		18.49	16.93	16.93
13	97	2006	U12	(13)	WHITMORE Millie	SHHS A		17.49	17.65	17.49
14	108	2006	U12	(14)	PERRY Rosie	SHHS B		17.76	17.78	17.76
15	63	2006	U12	(15)	MARSHALL Erin	Lambrook Sch. A		20.00	18.46	18.46
16	128	2006	U12	(16)	TORREBLANCA Carmen	SHHS B		18.91	18.71	18.71
17	94	2006	U12	(17)	HOLT Eleanor	Surbiton A		18.95	18.89	18.89
18	117	2005	U12	(18)	LEGMANN Isabelle	Dolphin Sch. Hurst B		18.93	19.10	18.93
19	156	2005	U12	(19)	ARRUNS Emilie	SHHS C		19.94	19.36	19.36
20	144	2006	U12	(20)	LEVIN Noa	SHHS C		19.67	19.52	19.52
21	161	2005	U12	(21)	STRACHAN Philomena	SHHS C		19.92	19.69	19.69
22	19	2005	U12	(22)	CUTMORE Alexandra	St Teresas A		21.11	19.90	19.90
23	44	2006	U12	(23)	HENDRY Caitlin	The Grove Sch. MK A		19.91	20.03	19.91
24	62	2006	U12	(24)	WESTENHOLZ-SMITH Annabelle	Beechwood Park Sch. A		20.43	20.17	20.17
25	123	2006	U12	(25)	JAMES Maddy	Lambrook Sch. B		20.65	20.79	20.65
26	127	2006	U12	(26)	PINDORIA Maya	Dolphin Sch. Hurst B		20.77	22.18	20.77
27	74	2005	U12	(27)	DISNEY Evie	Surbiton A		22.31	20.81	20.81
28	95	2005	U12	(28)	GREEN Jemima	Malvern St James A		23.45	21.59	21.59
29	136	2005	U12	(29)	MERRITT Anna	Dolphin Sch. Hurst B		22.46	21.66	21.66
30	89	2006	U12	(30)	DOWSON Amelie	St Teresas A		30.03	27.85	27.85
31	75	2006	U12	(31)	ADVANI Isobel	Malvern St James A		30.88	31.82	30.88

Rank	Bib.	Yr	Cat	Rank	Name	Team	====	Run 1	Run 2	Time
++ Under 12 - Boys ++										
1	2	2005	U12	(1)	LOUTH Oscar	Meadowbrook Montessori		* 12.84	12.89	12.84
2	3	2006	U12	(2)	DUNCAN Harry	Sherfield Sch.		* 13.46	13.80	13.46
3	29	2006	U12	(3)	PARKES Oliver	St Aubyns Sch.		14.21	* 13.65	13.65
4	26	2006	U12	(4)	KADRIINKA Tobias	Surbiton A		* 13.78	14.09	13.78
5	18	2005	U12	(5)	STANLEY Harvey	St Johns A			* 13.79	13.79
6	54	2006	U12	(6)	SADLER Oliver	Compton All Saints Primary A		* 13.89	14.69	13.89
7	42	2006	U12	(7)	GERMANY Alex	Wellow House A			* 13.99	13.99
8	64	2006	U12	(8)	SINCLAIR Laurence	Orwell Park Sch. A		45.35	* 14.05	14.05
9	36	2005	U12	(9)	SPARKS Theo	Harrodian A		15.41	* 14.90	14.90
10	58	2006	U12	(10)	SMITH Michael	The Hall Sch. A		* 15.00	15.12	15.00
11	52	2006	U12	(11)	MCDONALD Cameron	Surbiton A		* 15.03	16.31	15.03
12	81	2006	U12	(12)	TYDEMAN Zach	The Hall Sch. A		* 15.07	16.10	15.07
13	39	2005	U12	(13)	HALL Harrison	Lambrook Sch. A		* 15.18	15.41	15.18
14	6	2006	U12	(14)	CANONACO James	Harrodian A		* 15.30	15.89	15.30
15	92	2005	U12	(15)	DAVALL Joshua	Rokeby A		* 15.57	16.67	15.57
16	34	2006	U12	(16)	MARTIN Todd	New Hall Sch.		* 15.90	16.59	15.90
17	141	2006	U12	(17)	KAY Jonathan	Eltham C		* 16.16	16.72	16.16
18	115	2005	U12	(18)	MCMILLAN Ketan	Eltham B		* 16.18	16.44	16.18
19	111	2006	U12	(19)	CHARTOUNI Lukas	The Hall Sch. B		* 16.65	16.69	16.65
20	71	2006	U12	(20)	SAVAGE Elias	Longacre Sch. A		* 17.13	17.83	17.13
21	45	2006	U12	(21)	BALCH William	St Johns B		* 17.14	17.81	17.14
22	147	2005	U12	(22)	JOHNSON Harry	Eltham C		17.36	* 17.24	17.24
23	148	2006	U12	(23)	BANNERMAN Oliver	Rokeby C		* 17.99	18.54	17.99
24	142	2006	U12	(24)	DRAFTEN Max	Rokeby C		19.15	* 18.23	18.23
25	131	2005	U12	(25)	DE MOLVON OTTERLOE Frederick	The Hall Sch. B		* 18.51		18.51
26	80	2006	U12	(26)	GROVES Jack	Merchant Taylors Prep A		18.86	* 18.75	18.75
27	126	2005	U12	(27)	BUSBY Oliver	Rokeby B		* 18.78	19.51	18.78
28	132	2005	U12	(28)	MARSHALL Tom	Lambrook Sch. B		20.38	* 19.15	19.15
29	96	2006	U12	(29)	PELL Toby	Compton All Saints Primary A		* 19.64	20.67	19.64
30	139	2006	U12	(30)	ANDELKOVIC Alex	Merchant Taylors Prep B		20.51	* 19.73	19.73
31	129	2006	U12	(31)	GERSH Ryan	Falcons Sch. for Boys C		22.20	* 20.19	20.19
32	46	2006	U12	(32)	ELLIOT Harry	St Teresas A		* 20.27	20.87	20.27
33	138	2006	U12	(33)	MCKENNA Devon	Falcons Sch. for Boys C		20.88	* 20.28	20.28
34	102	2006	U12	(34)	AFEKENSTAM William	Lambrook Sch. B		* 20.34		20.34
35	158	2006	U12	(35)	JONES Harry	Eltham C		21.42	* 20.50	20.50
36	99	2005	U12	(36)	BROWNE Oliver	Merchant Taylors Prep A		* 20.90	1:12.16	20.90
37	68	2006	U12	(37)	JACKSON Andrew	St Johns B		* 20.93	21.00	20.93
38	145	2005	U12	(38)	PECK Sam	Falcons Sch. for Boys C		22.85	* 22.41	22.41
39	151	2006	U12	(39)	MAHMOUD Adian	Falcons Sch. for Boys C		* 23.05	23.27	23.05
40	69	2005	U12	(40)	FURLONGER Thomas	St Teresas A		26.95	* 24.47	24.47

Did Not Start - Run 1 (2)

130	2006	U12		SOHAL Aaron	Merchant Taylors Prep B	
133	2006	U12		ANKERS Adam	St Teresas B	

Did Not Finish - Run 1 (1)

18	2005	U12		STANLEY Harvey	St Johns A	
----	------	-----	--	-----------------------	------------	---

BISS Indoor Ski Championships 2016
=== JUNIORS ===
Special Slalom
BISS Ski Championships 2016 - Final Ranking

Rank	Bib.	Yr	Cat	Rank	Name	Team	====	Run 1	Run 2	Time
------	------	----	-----	------	------	------	------	-------	-------	------



Disqualified - Run 1 (2)

	42	2006	U12		GERMANY Alex	Wellow House A				Gate 9
	47	2005	U12		MCCOOL Luke	Eltham A				Gate 8

Did Not Start - Run 2 (2)

	130	2006	U12		SOHAL Aaron	Merchant Taylors Prep B				
	133	2006	U12		ANKERS Adam	St Teresas B				





Disqualified - Run 2 (3)

	47	2005	U12		MCCOOL Luke	Eltham A				Gate 9
	102	2006	U12		AFEKENSTAM William	Lambrook Sch. B				Gate 7
	131	2005	U12		DE MOLVON OTTERLOE Frederick	The Hall Sch. B				Gate 8

++ Under 14 - Girls ++

1	24	2003	U14	(1)	FARROW Ellie	Dolphin Sch. Hurst A		14.31	14.75	14.31
2	112	2003	U14	(2)	BANON Luna	Harrodian B		* 15.81	16.67	15.81
3	122	2003	U14	(3)	KINGSTON Daisy	Harrodian B		18.53	* 18.05	18.05
4	93	2004	U14	(4)	DENNELLY Laura	Dolphin Sch. Hurst A		20.96	* 20.11	20.11

++ Under 14 - Boys ++



1	31	2004	U14	(1)	URQUHART Aidan	Falcons Sch. for Boys A		12.03	* 11.86	11.86
2	15	2004	U14	(2)	VERE-LAURIE Jorge	Wellow House A		* 12.47	12.47	12.47
3	20	2003	U14	(3)	HUMMEL Ben	Eltham A		13.32	* 13.05	13.05
4	90	2004	U14	(4)	LANCASTER Alex	Eltham A		13.44	* 13.23	13.23
5	23	2003	U14	(5)	GUY Freddie	Rokeby A		* 13.26	40.54	13.26
6	13	2004	U14	(6)	SINCLAIR Charles	Orwell Park Sch. A		13.51	13.87	13.51
7	134	2003	U14	(7)	VASCOTTO VIDAL Pietro	Eltham B		14.67	* 13.99	13.99
8	105	2004	U14	(8)	AUSTIN Theo	Eltham B		* 14.11		14.11
9	106	2004	U14	(9)	HANSON Jacob	Rokeby B		* 14.47	14.68	14.47
10	59	2004	U14	(10)	DE' COSTANZO Alessandro	Harrodian A		* 14.77		14.77
11	11	2004	U14	(11)	WATSON Alex	Lambrook Sch. A		* 14.86	15.23	14.86
12	101	2004	U14	(12)	EGAN Seb	Harrodian B		* 15.25	16.67	15.25
13	157	2004	U14	(13)	ROBERTSON Freddie	The Hall Sch. C		* 16.06	16.44	16.06
14	84	2003	U14	(14)	CUTLER George	Beechwood Park Sch. A		16.80	* 16.28	16.28
15	57	2004	U14	(15)	REDMAN Niels	Merchant Taylors Prep A		* 16.34	17.04	16.34
16	56	2004	U14	(16)	STUDERSCRADER Charlize	Falcons Sch. for Boys A		17.51	* 16.51	16.51
17	79	2004	U14	(17)	GUI Adrian	Falcons Sch. for Boys A		* 16.84	17.33	16.84
18	82	2003	U14	(18)	PRITCHETT Archie	Harrodian A		* 17.04	17.88	17.04
19	98	2004	U14	(19)	RICH Jack	Falcons Sch. for Boys B		* 17.19	18.19	17.19
20	152	2004	U14	(20)	NEALE Jamie	The Hall Sch. C		17.72	* 17.33	17.33
21	32	2003	U14	(21)	WAREING Henry	Merchant Taylors Prep A		18.00	* 17.52	17.52
22	109	2004	U14	(22)	MANTHEY Niklas	Falcons Sch. for Boys B		18.12	* 17.62	17.62
23	49	2003	U14	(23)	BUSBY Will	Rokeby A		* 17.87	18.45	17.87
24	119	2004	U14	(24)	DE VISE-CRAIG Will	Falcons Sch. for Boys B		* 17.92	18.00	17.92
25	73	2004	U14	(25)	MCCARTHEY Sam	Dolphin Sch. Hurst A		19.43	* 19.09	19.09

BISS Indoor Ski Championships 2016




=== JUNIORS ===

Special Slalom

BISS Ski Championships 2016 - Final Ranking

Rank	Bib.	Yr	Cat	[Rank]	Name	Team	====	Run 1	Run 2	Time
26	110	2004	U14	(26)	GROVES Thomas	Merchant Taylors Prep B		20.14	* 19.48	19.48
27	120	2003	U14	(27)	READ Jonathan	Merchant Taylors Prep B		* 19.98		19.98

Disqualified - Run 2 (3)

	59	2004	U14		DE'COSTANZO Alessandro	Harrodian A				Gate 3
	105	2004	U14		AUSTIN Theo	Eltham B				Gate 6
	120	2003	U14		READ Jonathan	Merchant Taylors Prep B				Gate 6